



myMarket

Report



How

is

the

market?

Central Auckland | Spring 2017

The latest property market update for the **Central Auckland region**. Helping you with your property decisions.

Within the Central Auckland area, Ponsonby has the highest median dwelling price of \$1.78m. This demonstrates growth of 4.5% across the year, and a change of 1.0% across the quarter.

With the median dwelling price for New Zealand currently \$646k, 6 suburbs of Central Auckland are above the national average, demonstrating that the area is highly sought after.

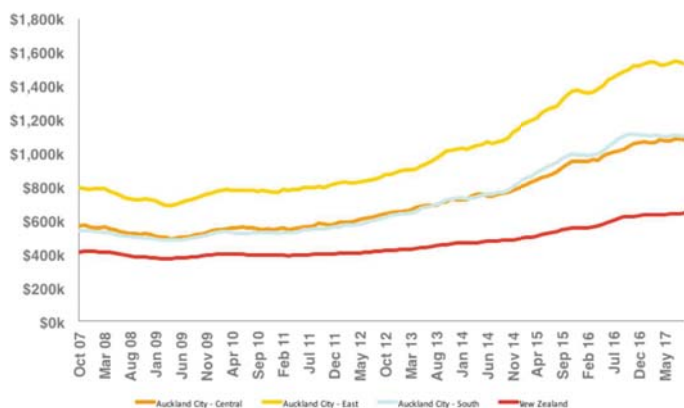
Central Auckland is also performing more strongly with New Zealand as

a whole with median price performance of -0.3%, 3.3% and 5.7% from Auckland City - South, Auckland City - East and Auckland City - Central respectively compared to 4.3% nationally.

The last three months have seen 299 sales across Central Auckland and 1,442 over the past year. The suburbs with the most sales were Auckland Central with 739 and Ponsonby with 64 sales over the past 12 months.

Since 2008, the best performing region has been Auckland City - Central with growth of 89.5%.

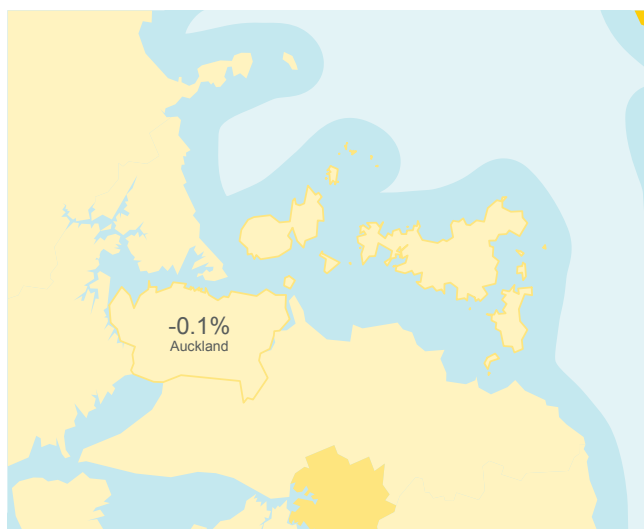
House Price Index



Current Value & Recent Change

	New Zealand \$646k Median dwelling price	+1.1% Qtr change	+4.3% Yearly change
	Auckland City - East \$1.53m Median dwelling price	-0.2% Qtr change	+3.3% Yearly change
	Auckland City - South \$1.1m Median dwelling price	-0.4% Qtr change	-0.3% Yearly change
	Auckland City - Central \$1.08m Median dwelling price	+0.6% Qtr change	+5.7% Yearly change

3 Month Value Change



- < 0 %
- 0 - 0.9 %
- 1 - 1.9 %
- 2 - 2.9 %
- 3 - 3.9 %
- 4 - 4.9 %
- > 5 %

Auckland City Central & Ponsonby Market Update

Auckland Central has performed consistently over the past five years with median value growth of 72.7%.

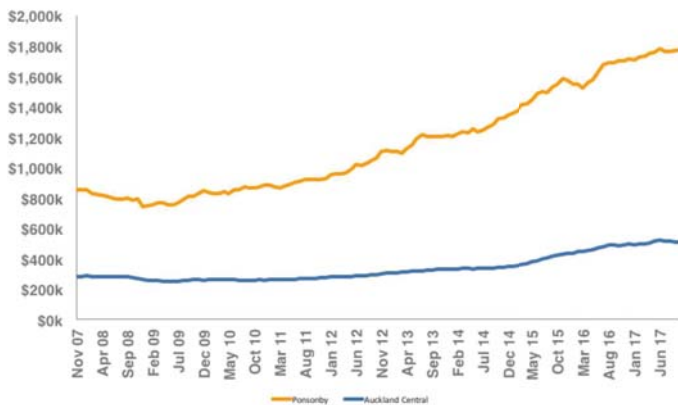
The median value of a dwelling in Auckland Central is now \$512k which is 5.4% up from the same time last year.

There were 739 sales over the past 12 months in Auckland Central and there were 38 listings on the market last month.



In Ponsonby, the median value of a dwelling is now \$1.78m which represents growth of 67.1% over the past five years and gains of 4.5% over the past year.

There are 1,865 dwellings in Ponsonby with 64 selling over the past 12 months and 10 listings on the market last month.

Median Suburb E-Valuer



Current Value & Recent Change

	Ponsonby	\$1.78m Median dwelling price	+1.0% Qtr change	+4.5% Yearly change
	Auckland Central	\$512k Median dwelling price	-1.0% Qtr change	+5.4% Yearly change

Ellerslie & Greenlane Market Update

Ellerslie has performed consistently over the past five years with median value growth of 77.1%.

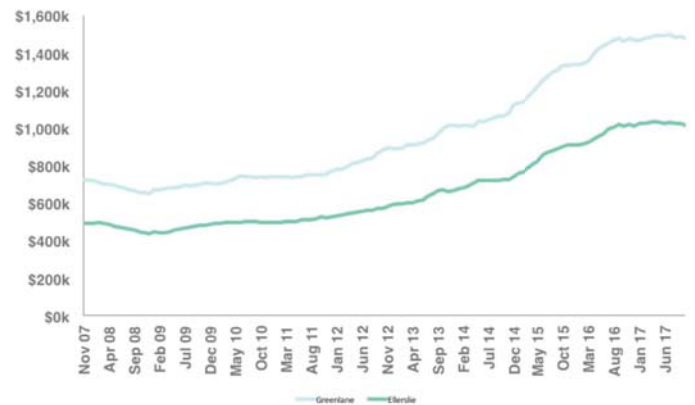
The median value of a dwelling in Ellerslie is now \$1.02m which is 0.5% up from the same time last year.

There were 140 sales over the past 12 months in Ellerslie and there were 30 listings on the market last month.

In Greenlane, the median value of a dwelling is now \$1.48m which represents growth of 67.6% over the past five years and gains of 1.0% over the past year.

There are 2,294 dwellings in Greenlane with 63 selling over the past 12 months and 11 listings on the market last month.

Median Suburb E-Valuer



Current Value & Recent Change

	Greenlane	\$1.48m Median dwelling price	-1.4% Qtr change	+1.0% Yearly change
	Ellerslie	\$1.02m Median dwelling price	-1.5% Qtr change	+0.5% Yearly change

Royal Oak & Onehunga Market Update

Onehunga has performed consistently over the past five years with median value growth of **73.8%**.

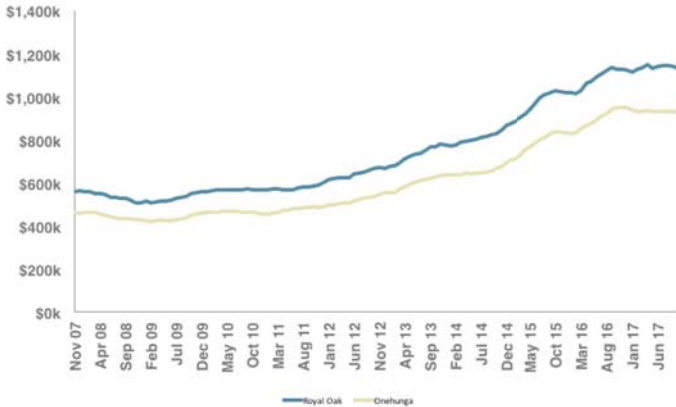
The median value of a dwelling in Onehunga is now \$931k which is -2.0% down from the same time last year.

There were 244 sales over the past 12 months in Onehunga and there were 37 listings on the market last month.

In Royal Oak, the median value of a dwelling is now \$1.13m which represents growth of 70.0% over the past five years and gains of 0.4% over the past year.

There are 1,546 dwellings in Royal Oak with 53 selling over the past 12 months and 14 listings on the market last month.

Median Suburb E-Valuer



Current Value & Recent Change



Royal Oak

\$1.13m
Median dwelling price

-1.2%
Qtr change

+0.4%
Yearly change



Onehunga

\$931k
Median dwelling price

-0.4%
Qtr change

-2.0%
Yearly change

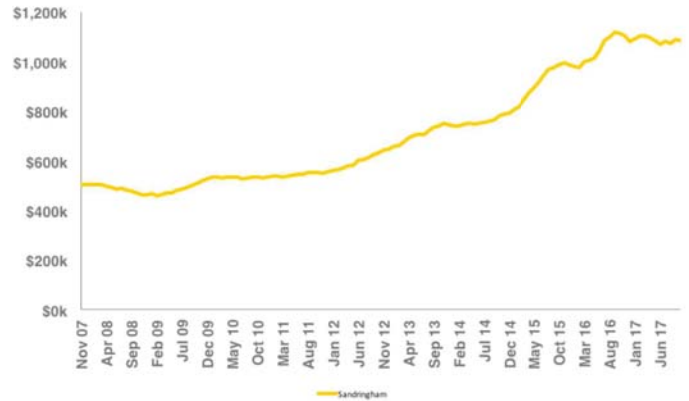
Sandringham Market Update

Sandringham has performed consistently over the past five years with median value growth of **71.9%**.

The median value of a dwelling in Sandringham is now \$1.09m which is -2.5% down from the same time last year.

There were 139 sales over the past 12 months in Sandringham and there were 19 listings on the market last month.

Median Suburb E-Valuer



Current Value & Recent Change



Sandringham

\$1.09m
Median dwelling price

+0.4%
Qtr change

-2.5%
Yearly change

If you're looking to sell, buy or rent,
we can connect you with your local
LJ Hooker office today.



Contact Us On:

City Apartments

City Apartments Residential Ltd

Unit 9
114 St Georges Bay Road
Parnell
P: 09 920 1092
F: 09 920 1093
cityapartments@ljh.co.nz

Metro City Branch

NZ LJ International Ltd

3 Gifford Avenue
Mt Roskill
P: 09 620 1116
F: 09 620 1119
metrocitybranch@ljh.co.nz

Ponsonby

Ponsonby Estate Agents Ltd

190 Ponsonby Road
Ponsonby
Auckland
P: 09 376 7530
F: 09 378 9970
ponsonby@ljh.co.nz

Sandringham

Ponsonby Estate Agents Ltd

100-104 Sandringham Road
Sandringham
Auckland
P: 09 815 8921
F: 09 378 9970
sandringham@ljh.co.nz

Auckland Central

Inner City Realty Ltd

107 Albert Street
Auckland Central
P: 09 281 5076
F: 09 281 5403
innercityrealty@ljh.co.nz

Royal Oak

Real Estate Associates Ltd

7 Campbell Road
Royal Oak
P: 09 625 8007
F: 09 625 7512
admin@ljhp.nz

All LJ Hooker offices are Licensed REAA 2008